



ಬೃಹತ್ ಬೆಂಗಳೂರು ಮಹಾನಗರ ಪಾಲಿಕೆ
Bruhat Bengaluru Mahanagara Palike



BBMP COVID-19 WAR ROOM BULLETIN – 16.07.2021



ABSTRACT OF COVID-19 CASES IN BENGALURU



	MALE	FEMALE	TRANSGENDER	MALE	FEMALE	TRANSGENDER	TOTAL	
	Last 24 Hours	Last 24 Hours	Last 24 Hours	Cumulative	Cumulative	Cumulative	Last 24 Hours	Cumulative
Positive Cases	229	182	0	7,29,952	4,91,287	132	411	12,21,371
Recovered Cases	315	234	0	7,13,353	4,79,757	103	549	11,93,213
Death Cases	4	6	0	10,002	5,776	4	10*	15,782
Total Tests Done	In Last 24 hrs : 58,691					Cumulative : 1,57,49,684		
ACTIVE CASES					12,376			

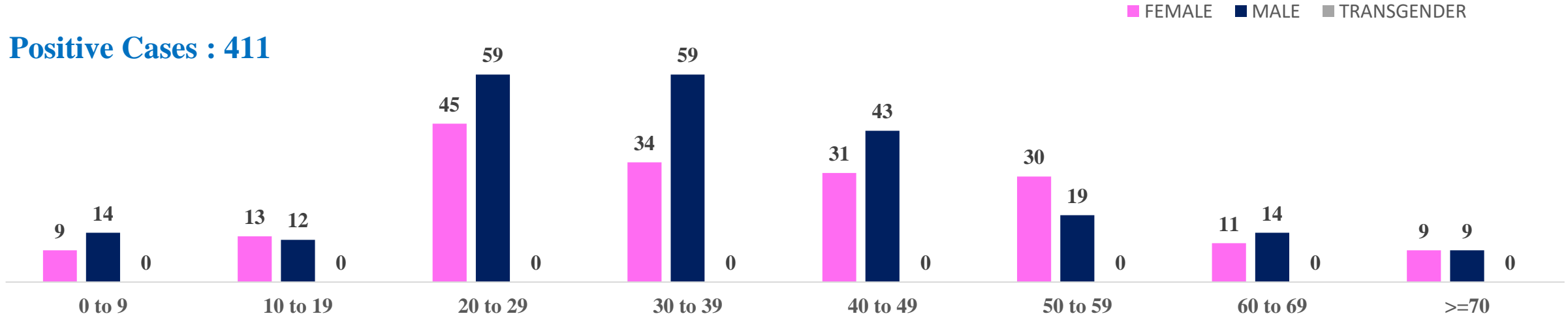
* Covid deaths occurred today : 02 | Covid deaths occurred beyond last 24 hrs, reported today : 08



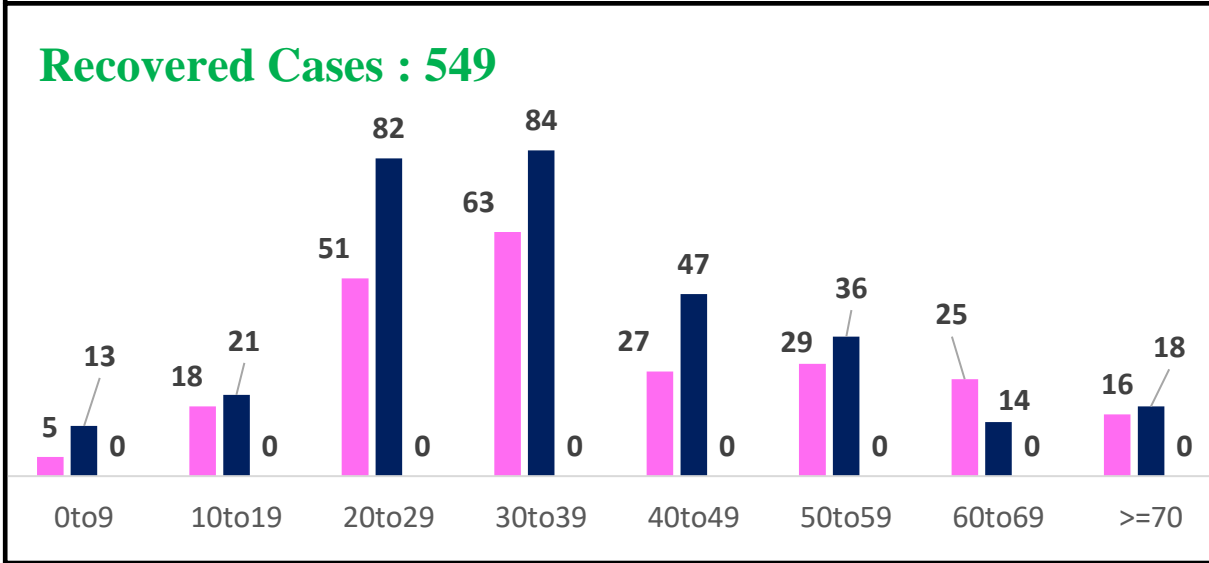
LAST 24 HOURS AGE GROUP AND GENDER WISE DISTRIBUTION



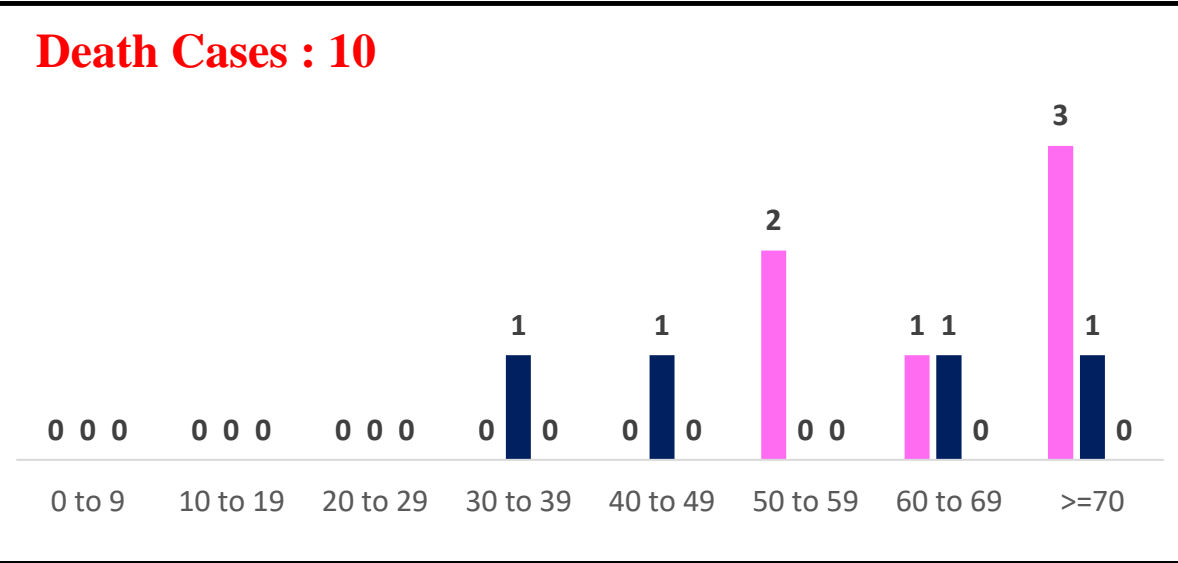
Positive Cases : 411



Recovered Cases : 549



Death Cases : 10





SNAPSHOT OF BENGALURU COVID-19 CASES IN LAST 8 WEEKS



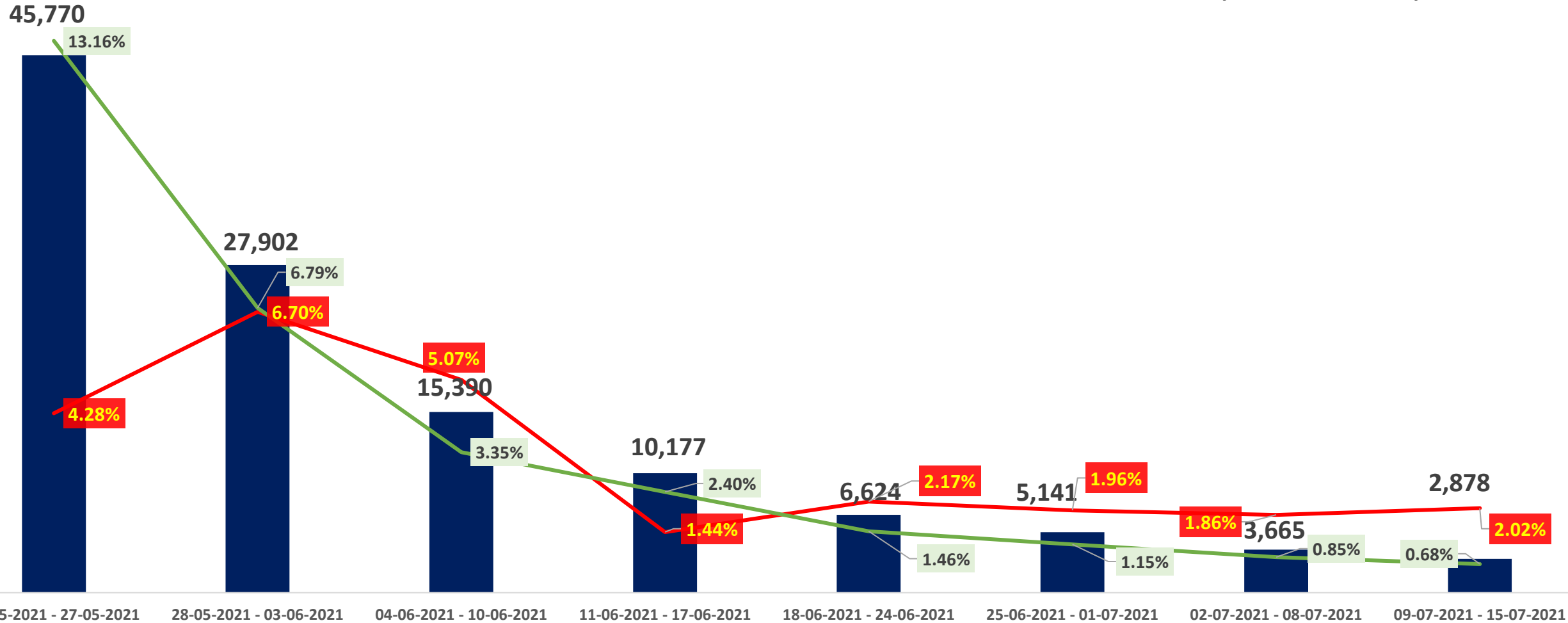
	21/05/21 TO 27/05/21	28/05/21 TO 03/06/21	04/06/21 TO 10/06/21	11/06/21 TO 17/06/21	18/06/21 TO 24/06/21	25/06/21 TO 01/07/21	02/07/21 TO 08/07/21	09/07/21 TO 15/07/21
Total Positive Cases	45,770	27,902	15,390	10,177	6,624	5,141	3,665	2,878
Total Recovered Cases	1,52,247	75,531	54,028	27,946	14,092	47,848	13,485	3,980
Total Death Cases	1,959	1,869	781	147	144	101	68	58
Case Fatality Rate	4.28%	6.70%	5.07%	1.44%	2.17%	1.96%	1.86%	2.02%
Total Tests Conducted	3,47,780	4,11,018	4,59,477	4,23,547	4,52,354	4,46,584	4,32,820	4,21,525
Positivity Rate	13.16%	6.79%	3.35%	2.40%	1.46%	1.15%	0.85%	0.68%



POSITIVITY AND MORTALITY RATE OF BENGALURU – LAST 8 WEEKS

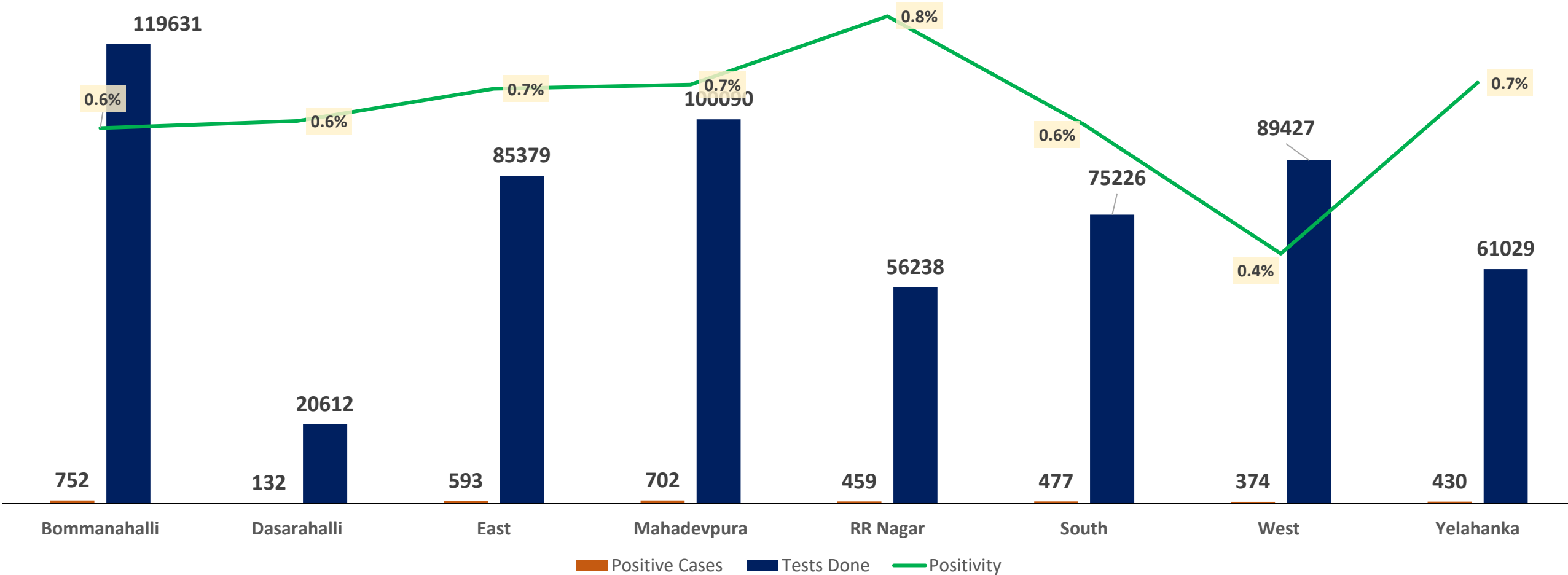


■ Total Positive Cases — Case Fatality Rate — Positivity Rate



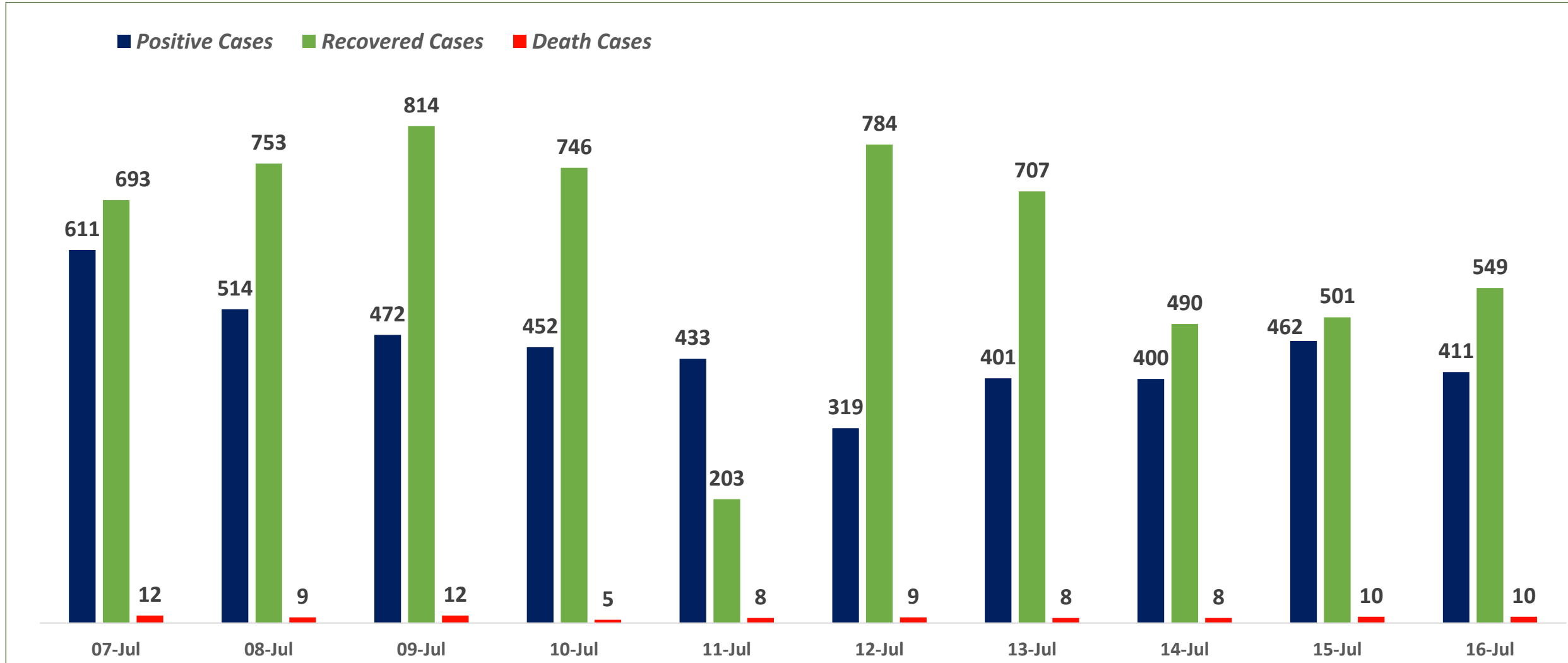


ZONE WISE POSITIVITY TREND IN LAST 10 DAYS





SNAPSHOT OF POSITIVE, RECOVERED AND DEATH CASES OVER LAST 10 DAYS ACROSS BBMP ZONES

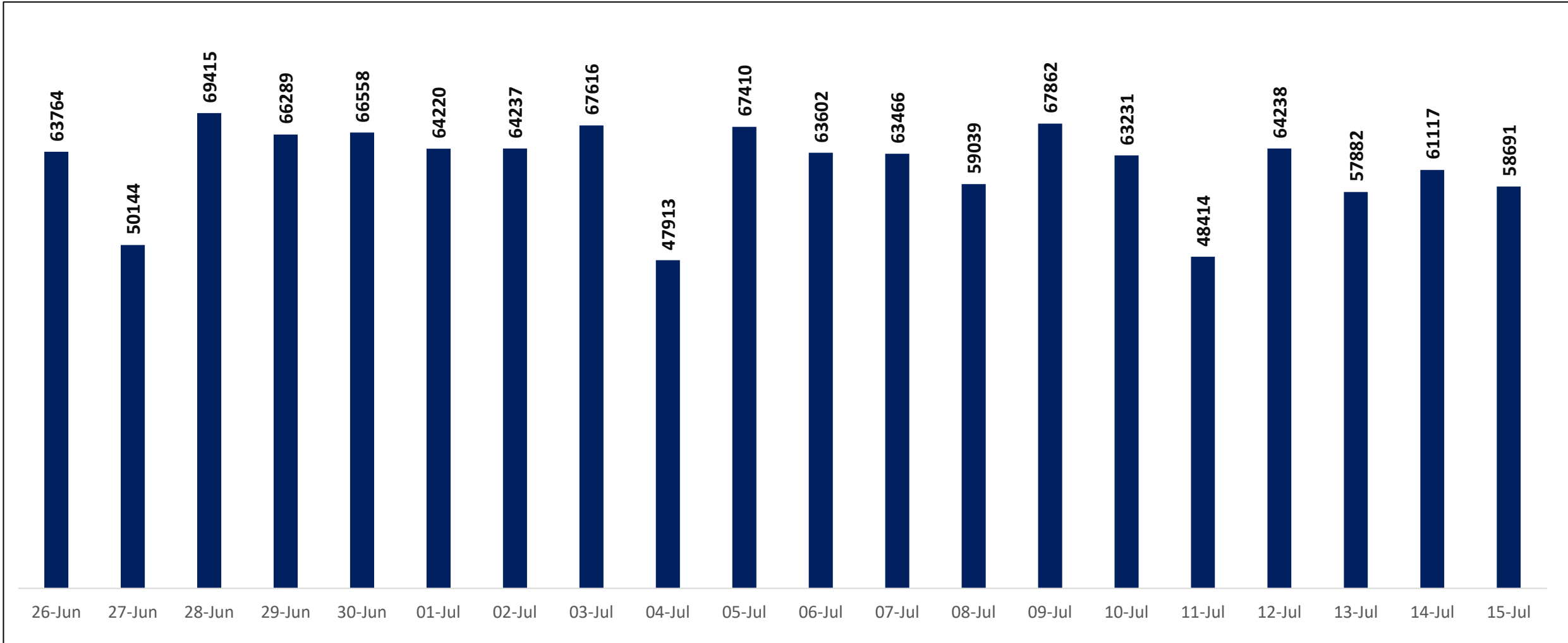




TESTING TRENDS IN BENGALURU

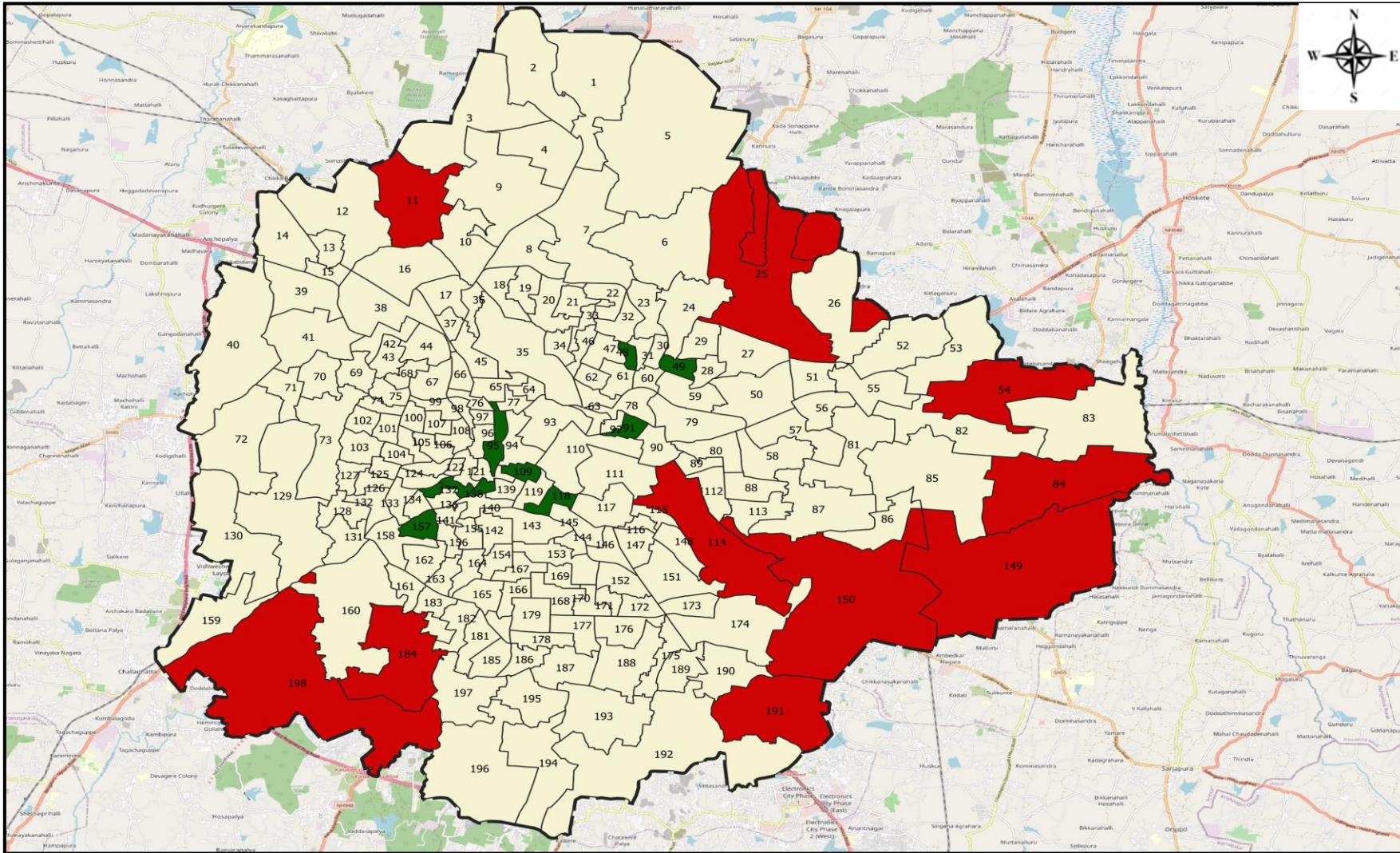


Total Test Conducted Till Date	Test Conducted Last 24 hours
1,57,49,684	58,691





BENGALURU URBAN MAP SHOWING TREND OF POSITIVE CASES IN LAST 10 DAYS



Top 10 wards reporting highest number of positive cases in last 10 days

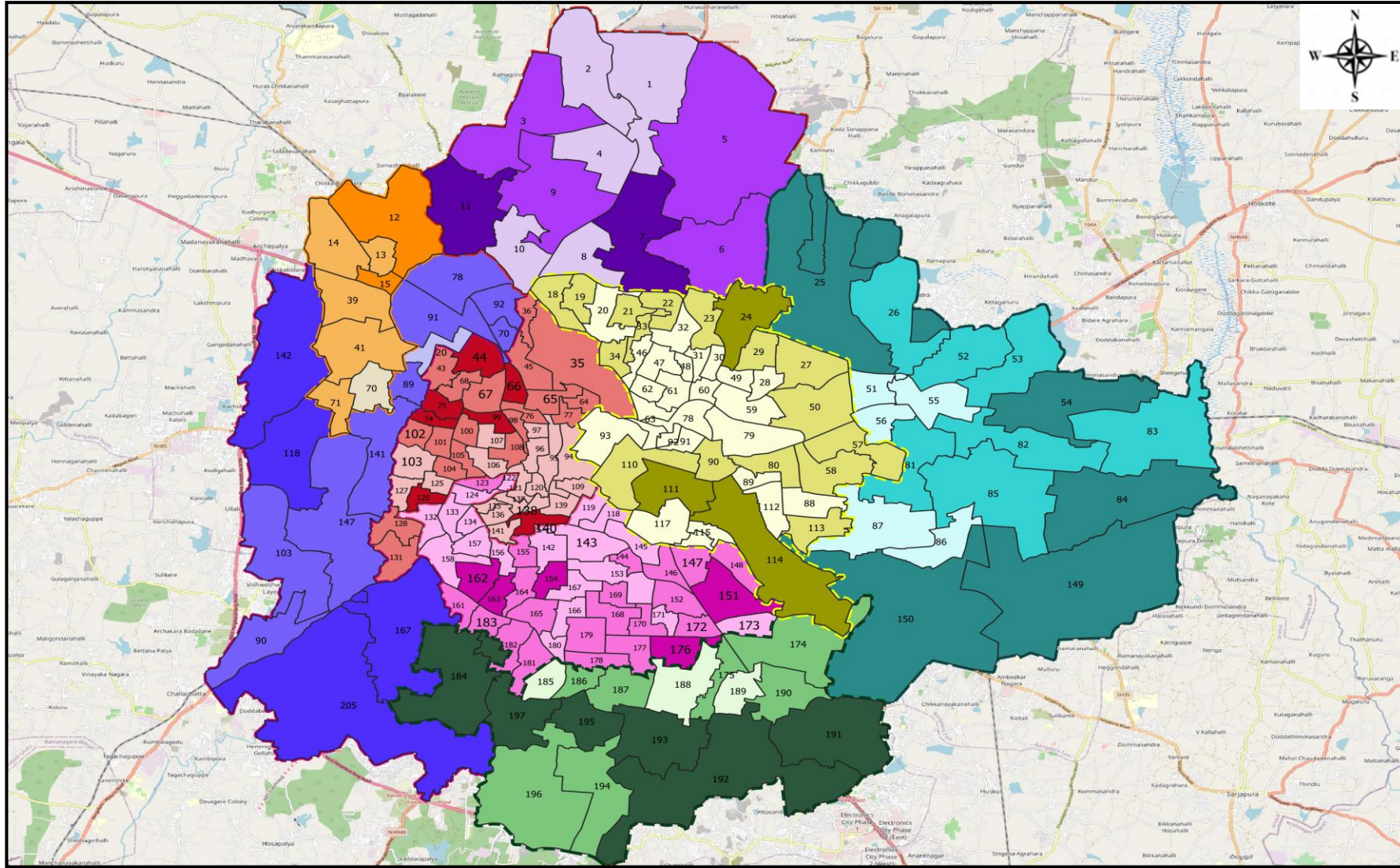
Ward No.	Ward Name
25	HORAMAVU
150	BELLANDURU
11	KUVEMPU NAGAR
184	UTTARAHALLI
54	HUDI
149	VARTHURU
84	HAGADUR
114	AGARA
198	HEMMIGEPURA
191	SINGASANDRA

Top 10 wards reporting least number of positive cases in last 10 days

Ward No.	Ward Name
48	MUNESHWARA NAGAR
91	BHARATHI NAGAR
95	SUBHASH NAGAR
118	SUDHAM NAGAR
49	LINGARAJAPURA
109	CHICKPETE
135	PADARAYANAPURA
137	RAYAPURA
138	CHALAVADIPALYA
157	GALI ANJANEYA TEMPLE



BENGALURU MAP SHOWING TREND OF WARD WISE POSITIVE CASES IN LAST 10 DAYS



Number Of Cases Reported

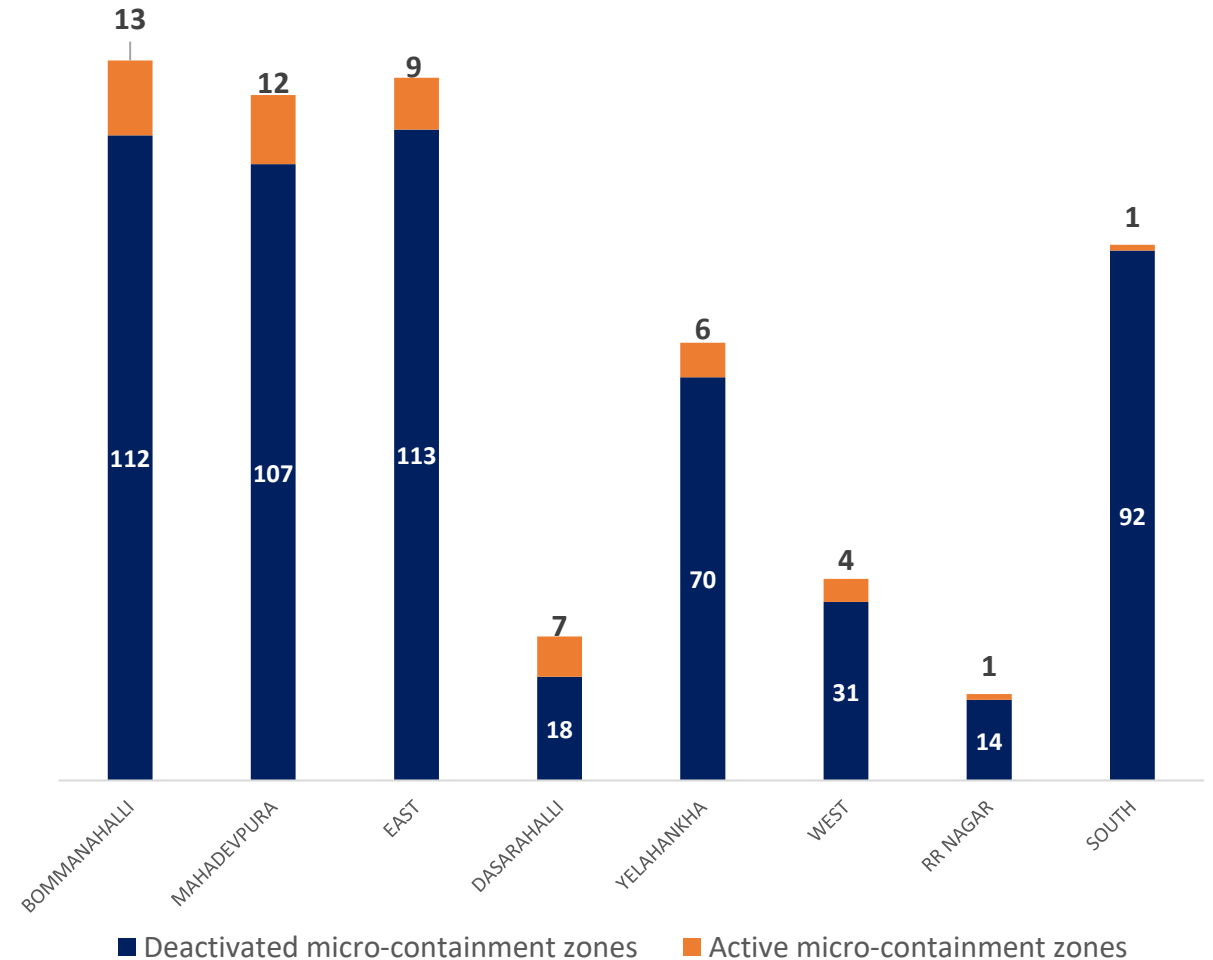
East		Dasarahalli	
0 - 10	10 - 20	0 - 10	10 - 20
10 - 40	> 20	0 - 15	> 30
> 40		15 - 30	
		> 30	
Bommanahalli		RR Nagara	
0 - 20	0 - 15	0 - 15	0 - 15
20 - 40	15 - 30	15 - 30	15 - 30
> 40	> 30	> 30	> 30
Mahadevpura		West	
0 - 25	0 - 7	0 - 7	0 - 7
25 - 50	7 - 14	7 - 14	7 - 14
> 50	> 14	> 14	> 14
Yelahanka		South	
0 - 20	0 - 7	0 - 7	0 - 7
20 - 40	7 - 20	7 - 20	7 - 20
> 40	> 20	> 20	> 20



MICRO CONTAINMENT ZONE DETAILS

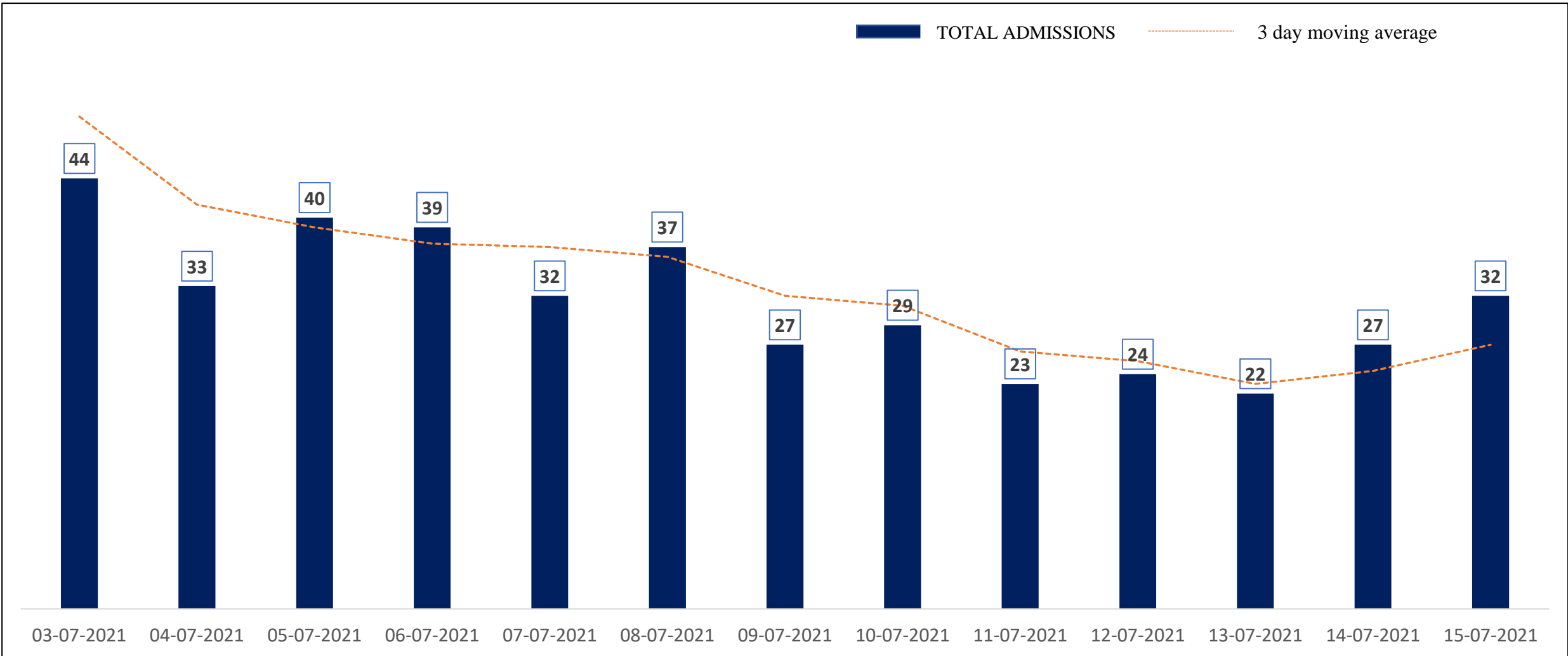


ZONE	TOTAL DECLARED	TOTAL DEACTIVATED	TOTAL ACTIVE
BOMMANAHALLI	125	112	13
MAHADEVPURA	119	107	12
EAST	122	113	9
DASARAHALLI	25	18	7
YELAHANKHA	76	70	6
WEST	35	31	4
RR NAGAR	14	14	1
SOUTH	93	92	1
TOTAL	609	557	53





HOSPITAL ADMISSIONS LAST 15 DAYS TREND



* Numbers as per Covid+ Hospital Bed Management System (CHBMS)

* Only Fresh Admissions considered



COVID BED STATUS AS ON 16.07.2021



SR. NO.	Facility Type	No. of Hospital	Total Allocated Beds for C+ Patients					Occupied Beds for C+ Patients					Net Available Beds for C+ Patients				
			Gen Beds	HDU	ICU Beds	ICU-V	Total	Gen Beds	HDU	ICU Beds	ICU-V	Total	Gen Beds	HDU	ICU Beds	ICU-V	Total
1	Government Medical Colleges	4	20	621	53	76	770	0	18	6	6	30	20	603	47	70	740
2	Government Hospitals	16	649	210	65	127	1,051	67	52	7	23	149	582	158	58	104	902
3	Private Medical Colleges	12	792	936	136	203	2,067	8	15	9	13	45	784	921	127	190	2,022
4	Private Hospitals	64	665	697	293	176	1,831	112	29	32	43	216	553	668	261	133	1,615
Total Beds		96	2,126	2,464	547	582	5,719	187	114	54	85	440	1,939	2,350	493	497	5,279

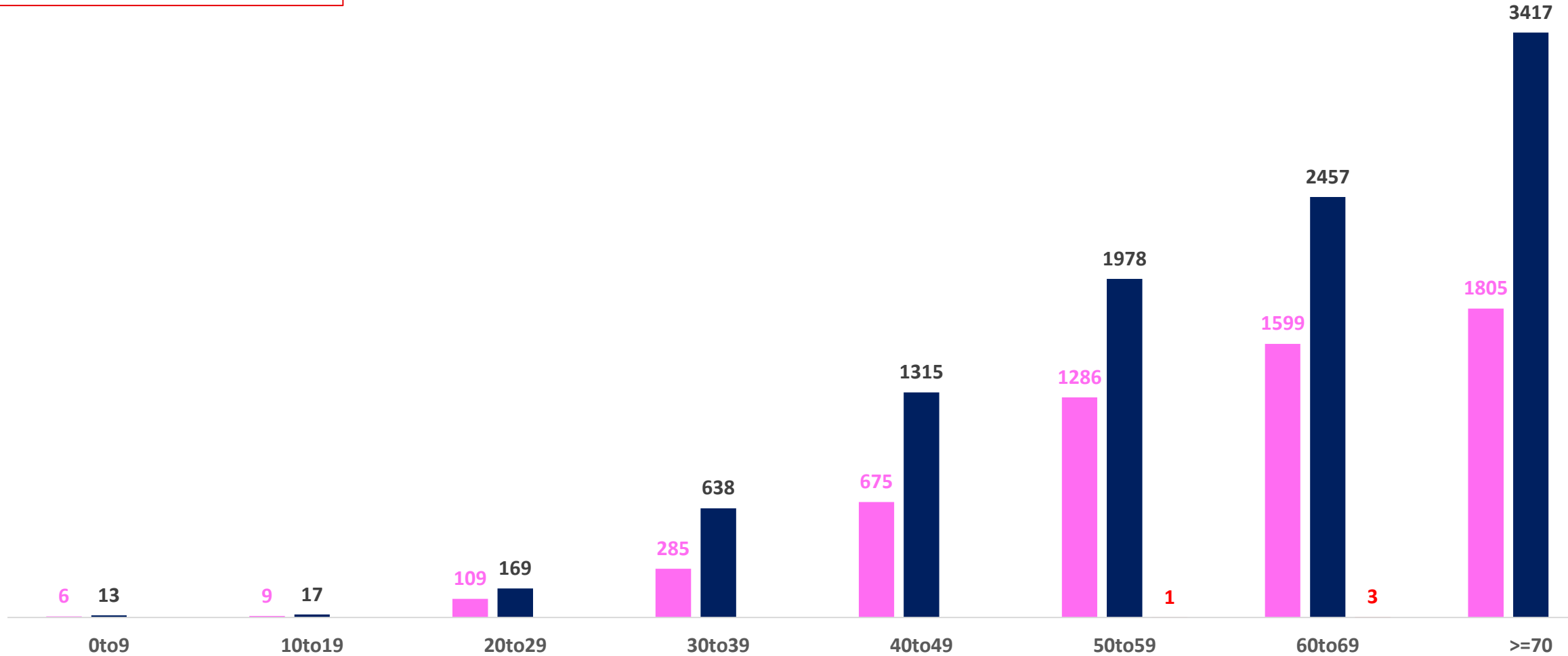


AGE AND GENDER WISE DISTRIBUTION OF DEATH CASES



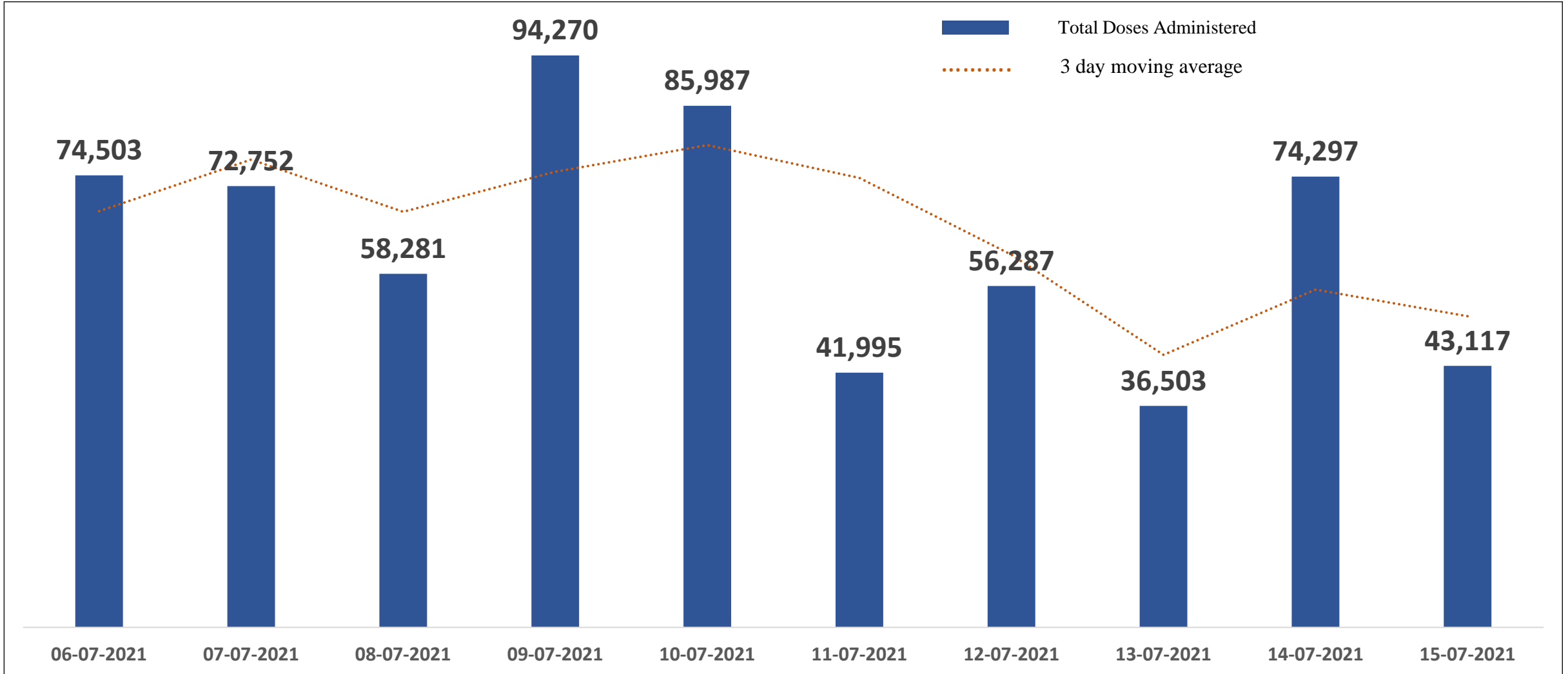
Death Cases: 15,782

Female Male Transgender





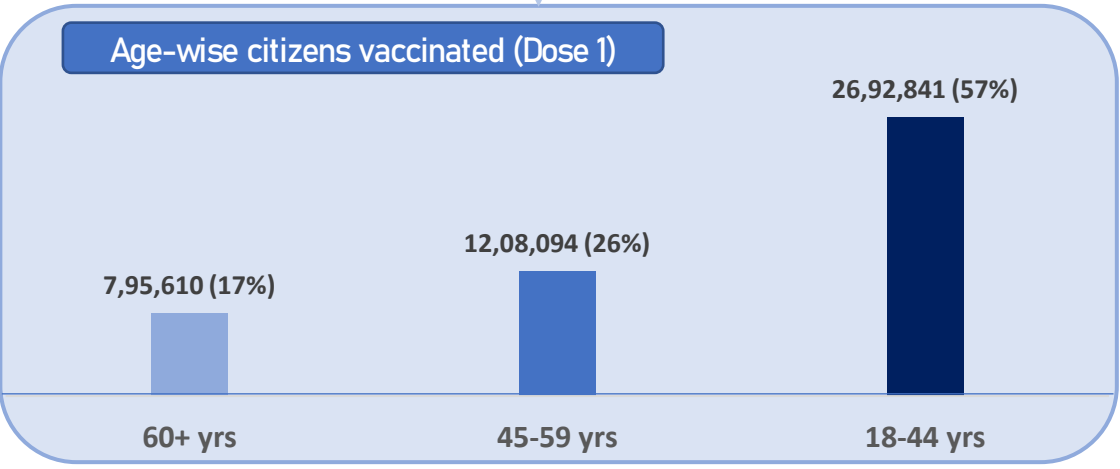
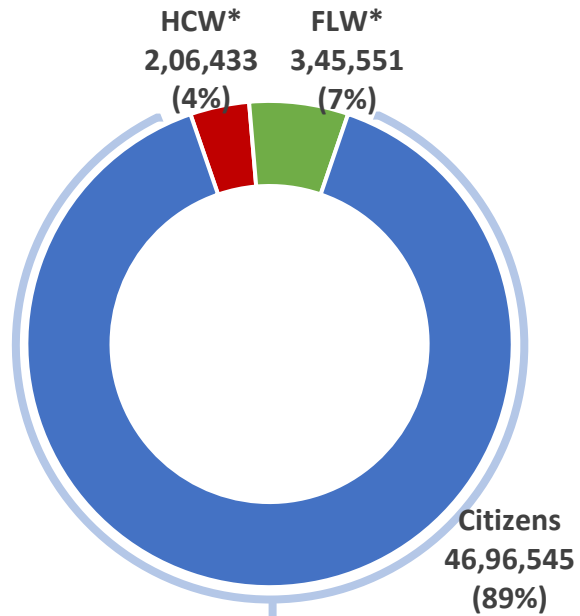
TOTAL VACCINE DOSES ADMINISTERED IN LAST 10 DAYS



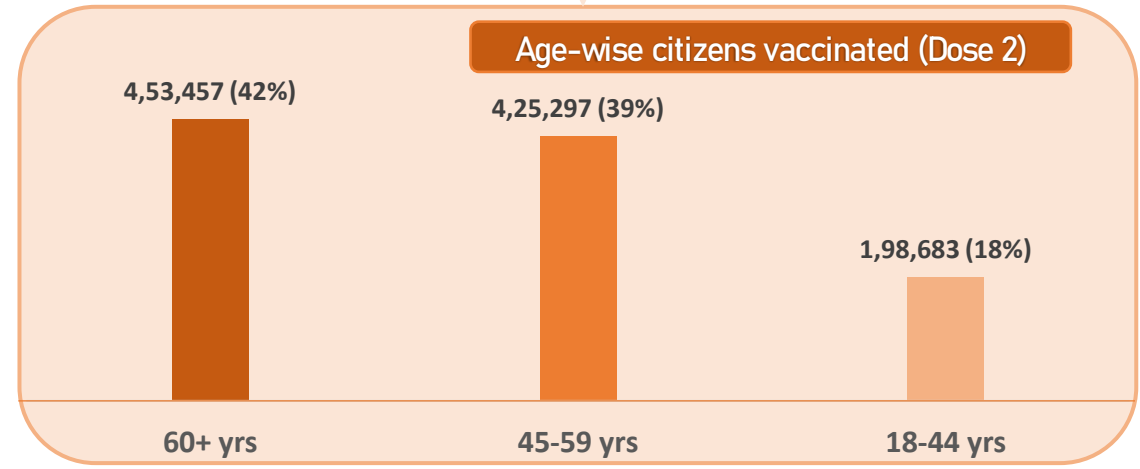
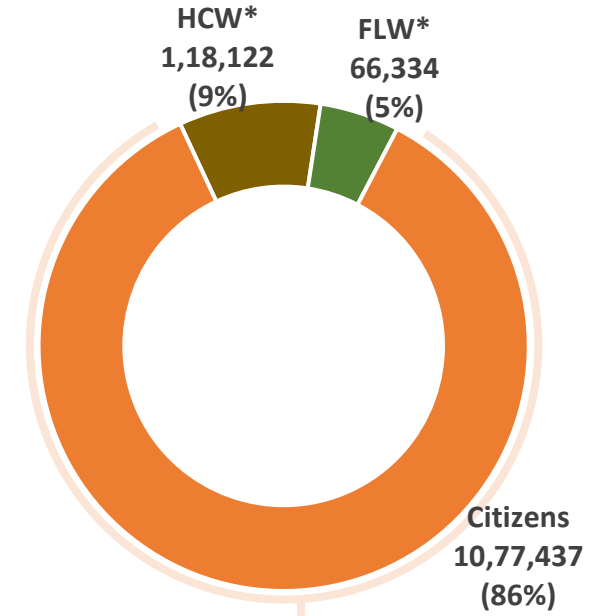


CATEGORY WISE CUMULATIVE VACCINATION IN BBMP

Dose 1



Dose 2



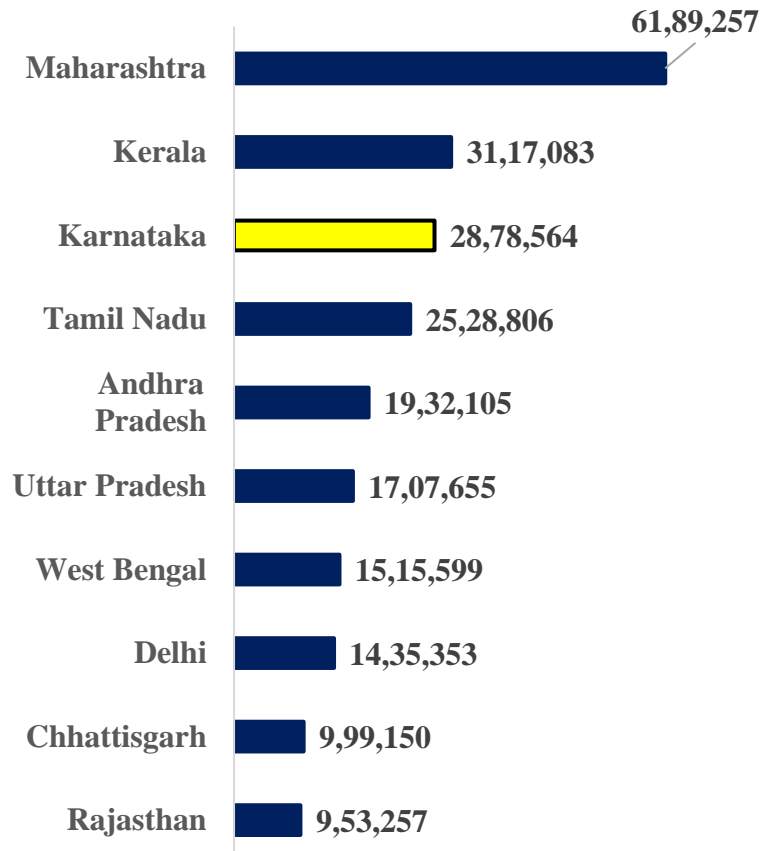
*HCW : Health Care Workers
 *FLW : Front Line Workers



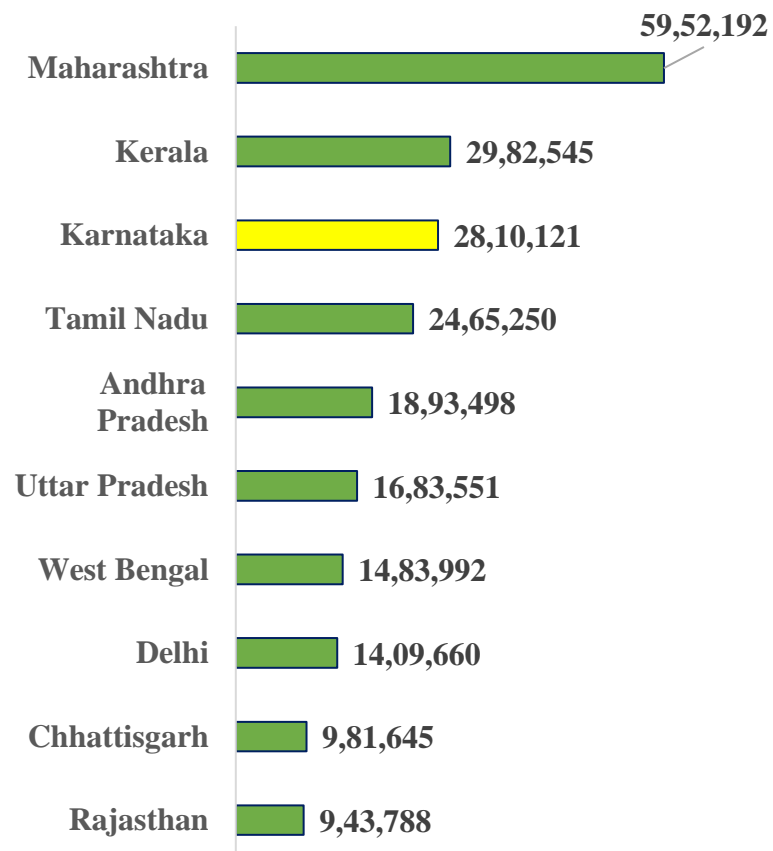
TOP 10 COVID19 AFFECTED INDIAN STATES



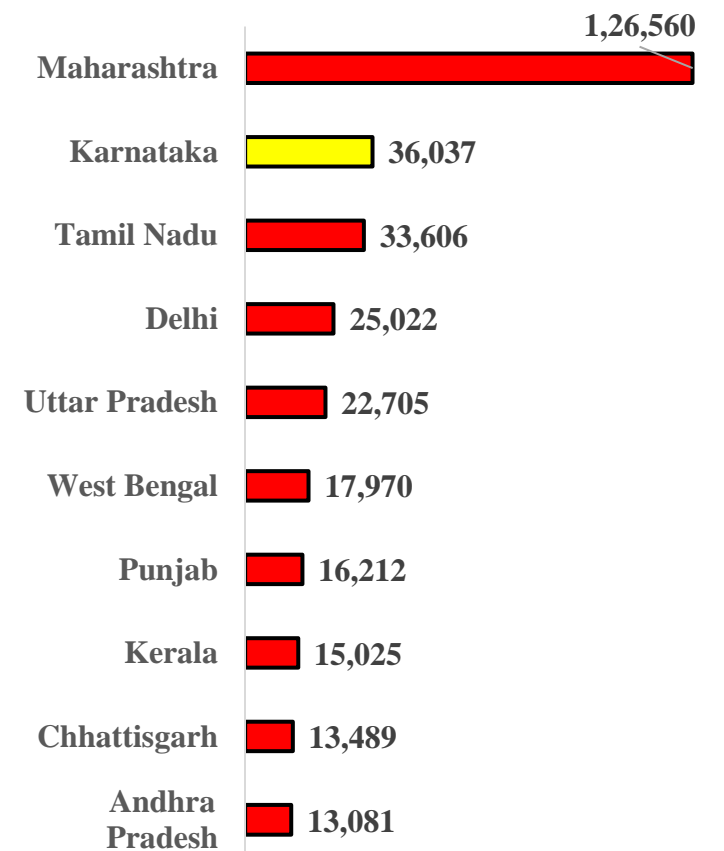
Total Positive Cases



Total Recovered Cases



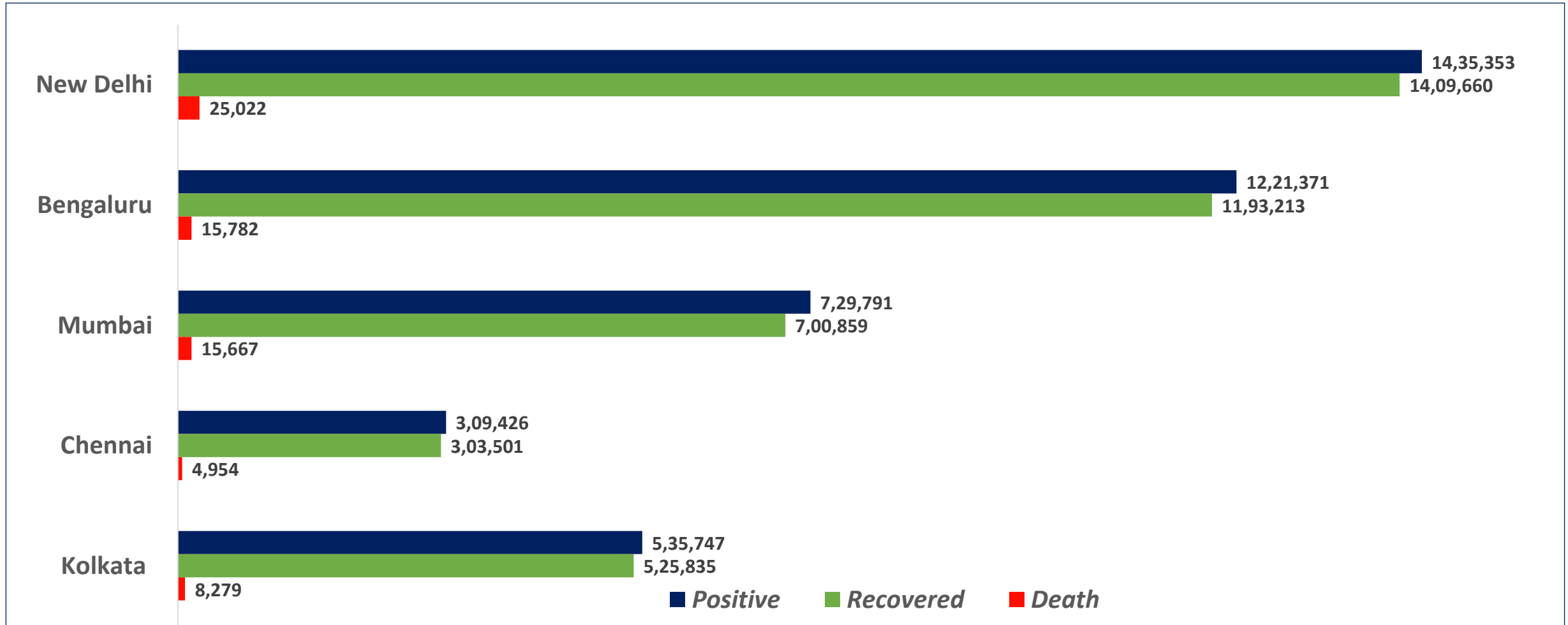
Total Death Cases



Source : <https://www.covid19india.org/> at 6:15 pm (16.07.2021)



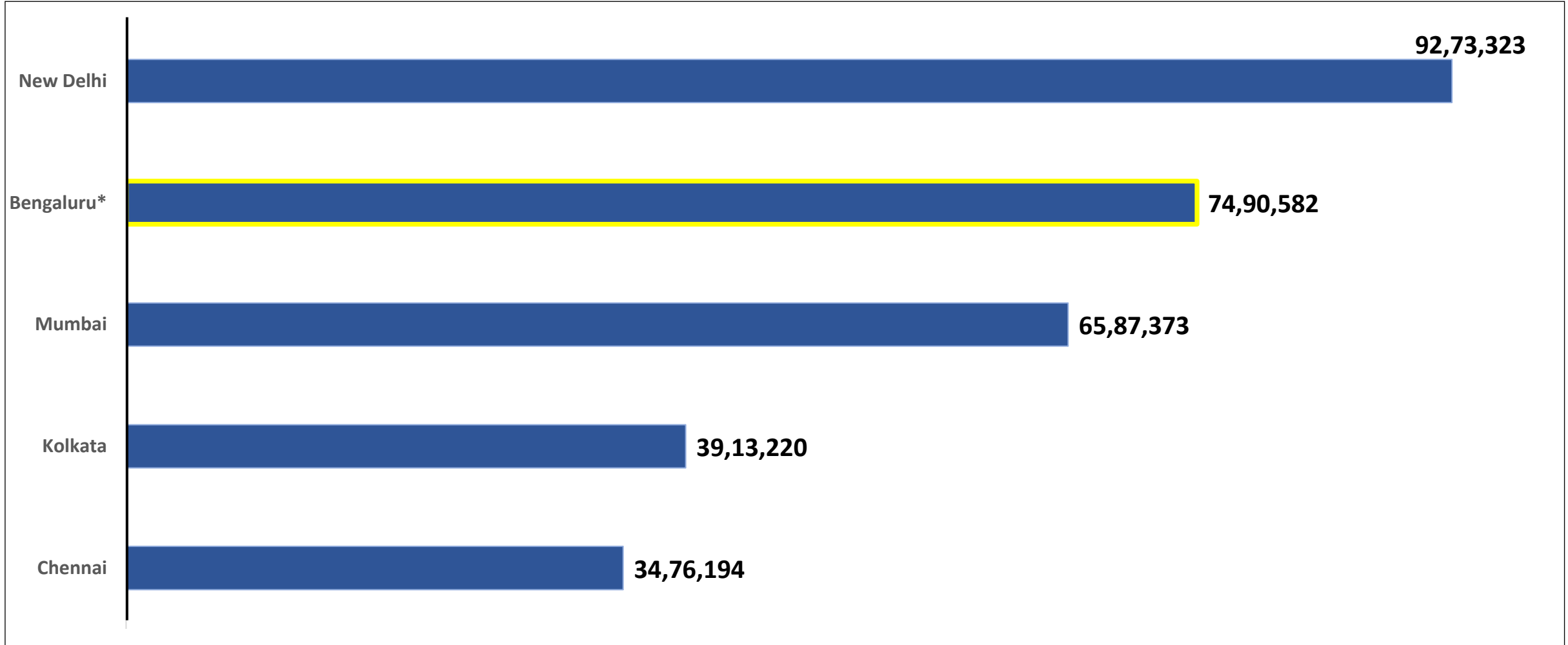
BENGALURU AND OTHER METROPOLITIAN CITIES



Source : <https://www.covid19india.org/> at 6:15 pm (16.07.2021)



VACCINE DOSES ADMINISTERED IN BENGALURU AND OTHER METROPOLITIAN CITIES



Source : <https://dashboard.cowin.gov.in/> at 6:15 pm (16.07.2021)

*includes BBMP & Bengaluru Urban



SNAPSHOT OF COVID-19 CASES IN BENGALURU URBAN



**Total Wards With
< =10 Cases* :
80**

**Tests Conducted
On 15.07.2021:
58,691**

**Recovery
Rate:
97.69%**

**Total
Active Cases :
12,376**

**Total Vaccinated on
15.07.2021:
43,117**

**Positivity
Rate* :
0.68%**

**Active
Rate:
1.01%**

**Case
Fatality Rate* :
2.02%**



*Total positive cases In the past 10 days

*CFR and positivity is for Past 7 days



ಬೃಹತ್ ಬೆಂಗಳೂರು ಮಹಾನಗರ ಪಾಲಿಕೆ
Bruhat Bengaluru Mahanagara Palike



Download BBMP Bulletin	https://apps.bbmpgov.in/covid19/mediabulletin.php
For BBMPCovid19 Bed Status:	https://apps.bbmpgov.in/covid19/en/Bedstatus.php
To register for vaccination :	https://selfregistration.cowin.gov.in/
BBMP COVID19 Dashboard:	https://apps.bbmpgov.in/covid19/
Follow us on:	 www.facebook.com/bbmp.comm1/
	 twitter.com/BBMPCOMM

Issued by:

Honorable Chief Commissioner, BBMP
Special Commissioner Health & IT, BBMP
MD, Bengaluru Smart City Limited

THANK YOU !



ಆರೋಗ್ಯ ಮತ್ತು ಕುಟುಂಬ ಕಲ್ಯಾಣ ಇಲಾಖೆ
ಕೆ.ಆರ್.ಪೇಟೆ ಅಧಿಕಾರಾಲಯ

ಜೀವನದ ಆಟದಲ್ಲ ನಿಯಮಗಳು ಬಹು ಮುಖ್ಯ

ಮಾಸ್ಕ್ ಧರಿಸಿ



ದೈಹಿಕ ಅಂತರ ಪಾಲಿಸಿ



ಕೈಗಳ ಸ್ವಚ್ಛತೆ ಕಾಪಾಡಿಕೊಳ್ಳಿ



ಸ್ವಯಂಪೋಷಣೆ ಮತ್ತು ಲಸಿಕೆ ಪಡೆಯಿರಿ



ಅವಶ್ಯವಿದ್ದರೆ ಮಾತ್ರ ಮನೆಂಟಂದ ಹೊರ ಬನ್ನಿ



ಎಚ್ಚರ. ತಪ್ಪುಗಳನ್ನು ಸರಿಪಡಿಸಲಾಗದೇ ಇರಬಹುದು.

ಹೆಚ್ಚಿನ ಮಾಹಿತಿಗಾಗಿ 24X7 ಉಚಿತ ಆರೋಗ್ಯ ಸಹಾಯವಾಣಿ 104 ಕ್ಕೆ ಕರೆ ಮಾಡಿ | ಎಲ್ಲರಿಗೂ ಆರೋಗ್ಯ ಎಲ್ಲೆಡೆಯೂ ಆರೋಗ್ಯ